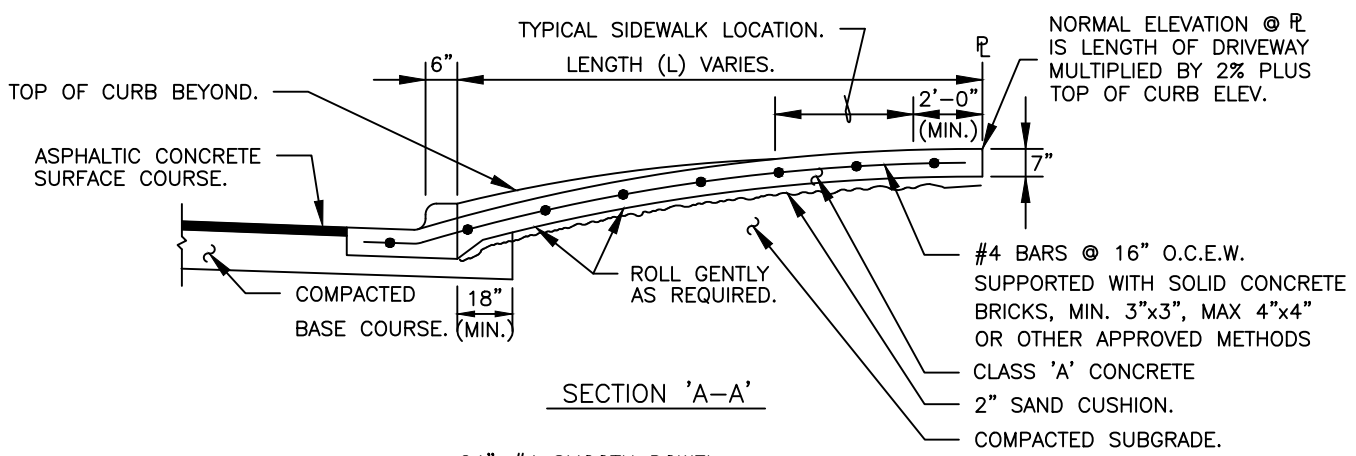
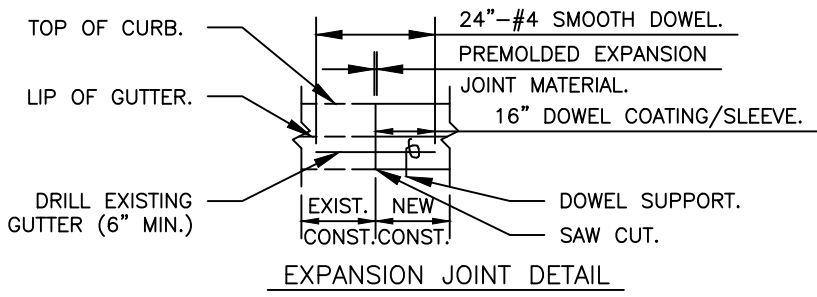


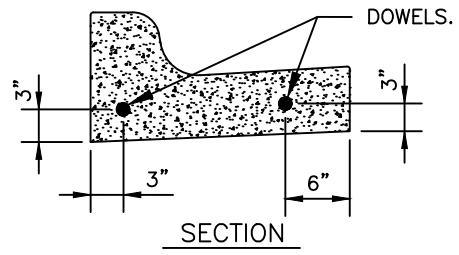
PLAN



SECTION 'A-A'



EXPANSION JOINT DETAIL



SECTION

NOTE:

1. THE SIDEWALK AREA OF THE DRIVEWAY SHALL SLOPE TOWARD THE STREET PAVING AT NO MORE THAN 1.5%.
2. CONTROL JOINT DIMENSIONS PER DETAIL ST04.



CITY OF HUTTO
 CONSTRUCTION STANDARDS AND DETAILS
 COMMERCIAL DRIVEWAY
 ENGINEERING & PUBLIC WORKS

DRAWING NO.	ST03
UPDATED:	02/01/2019
DRAWN BY:	BB
SCALE:	N.T.S.
FILE NAME:	ST03.DWG